

## EFFECT OF NOISE ON THE STANDARD MAPPING

Charles F.F. KARNEY

*Plasma Physics Laboratory, Princeton University, Princeton, New Jersey 08544, USA*

Alexander B. RECHESTER

*Plasma Fusion Center, Massachusetts Institute of Technology, Cambridge, Massachusetts 02139, USA*

Roscoe B. WHITE

*Plasma Physics Laboratory, Princeton University, Princeton, New Jersey 08544, USA*

Received 9 February 1981

Revised 7 July 1981

The effect of a small amount of noise on the standard mapping is considered. Whenever the standard mapping possesses accelerator modes (where the action increases approximately linearly with time), the diffusion coefficient contains a term proportional to the reciprocal of the variance of the noise term. At large values of the stochasticity parameter, the accelerator modes exhibit a universal behavior. As a result the dependence of the diffusion coefficient on the stochasticity parameter also shows some universal behavior.

### 1. Introduction

The standard mapping,

$$v_t - v_{t-1} = -\epsilon \sin x_{t-1}, \quad x_t - x_{t-1} = v_t, \quad (1)$$

is an important model with which to study the phenomenon of stochasticity [1]. Recently, Rechester and White [2] calculated the diffusion coefficient for this mapping with an added noise term  $\delta x_t$  in the equation for  $x_t - x_{t-1}$ . The random variable  $\delta x_t$  is sampled out of a normal distribution  $f(\delta x_t; \sigma)$  of variance  $\sigma$ ,

$$f(x; \sigma) = (2\pi\sigma)^{-1/2} \exp(-\frac{1}{2}x^2/\sigma).$$

Noise has been introduced into the standard mapping by other authors [3, 4]. However, they have primarily considered  $\epsilon \ll 1$  where the standard mapping (without noise) has large regular regions. The importance of the noise is to allow a trajectory to wander from the regular to the stochastic regions leading to a large

change in the quality of the motion even when the noise is small.

We shall be concerned here with the effect of a small amount of noise on (1) in the stochastic regime  $\epsilon \gtrsim 1$ . It is not so clear in this case how important noise will be. The primary effect of the noise is to make the motion ergodic. "Ergodic" here means that for a single realization of the noise, time and phase-space averages will be equivalent. (When taking averages, phase space is defined by taking  $x$  and  $v$  modulo  $2\pi$ .) In the stochastic regime, there are often small regular regions present with  $\sigma = 0$ . Since their total area is small, one might think that they have little effect when noise is introduced. However, if some of the regular regions are "accelerator modes," which are stable regions in which the particles are continually accelerated [1], the diffusion coefficient may exhibit a  $1/\sigma$  dependence for small  $\sigma$ . We may easily see the origin of this  $1/\sigma$  dependence. Ergodicity ensures that a fixed fraction of time

is spent in each accelerator mode. As  $\sigma$  is decreased, the mode is visited less often while the duration of each visit is proportionately increased. (Only the noise can cause a particle to enter or leave an accelerator mode.) This leads to a diffusion consisting of a few large steps. Since the step size  $\Delta v$  and the duration of the step are both proportional to  $1/\sigma$ , the contribution to the diffusion coefficient also scales as  $1/\sigma$ . In this paper, we shall confirm the  $1/\sigma$  dependence for two different types of noise. However, we expect similar behavior for any noise model.

The remainder of this paper is organized as follows: In section 2, the results of ref. 2 are interpreted in terms of the correlation function. This allows us to extend the result of ref. 2 to include other noise models and to determine the behavior of the diffusion coefficient when  $\sigma$  is small. In particular, we predict the  $1/\sigma$  dependence when there are accelerator modes present. Section 3 looks at the behavior of the diffusion coefficient numerically. The  $1/\sigma$  dependence is confirmed and the dependence on  $\epsilon$  is found. In section 4, we examine the  $\epsilon$  dependence in more detail. We find that the accelerator modes, which give the  $1/\sigma$  behavior, have a universal structure when  $\epsilon$  is large. This means that the diffusion coefficient exhibits a dependence on  $\epsilon$  which has some universal characteristics. The results are summarized in section 5.

## 2. The correlation function

We shall examine the standard mapping (1) with two different types of noise. With the first type, the standard mapping becomes

$$v_t - v_{t-1} = -\epsilon \sin x_{t-1} + \delta v_{t-1}, \quad x_t - x_{t-1} = v_t + \delta x_t, \quad (2)$$

where  $\delta v_t$  and  $\delta x_t$  are random variables sampled from distributions  $f(\delta v_t; \rho)$  and  $f(\delta x_t; \sigma)$ , res-

pectively. This is a simple generalization of the system treated in ref. 2 so that the noise causes diffusion in both the  $v$  and  $x$  directions.

The effect of the second type of noise is described by

$$\begin{aligned} v_t - v_{t-1} &= -\epsilon \sin x_{t-1}, \\ z_t - z_{t-1} &= \delta z_t, \\ x_t - x_{t-1} &= v_t - z_t + \delta x_t. \end{aligned} \quad (3)$$

Here  $(\delta x_t, \delta z_t)$  is a random point chosen with a distribution  $g(\delta x_t, \delta z_t; \sigma)$  where

$$\begin{aligned} g(x, z; \sigma) &= \exp(-\sigma)\delta(x, z) \\ &+ [1 - \exp(-\sigma)]/(2\pi)^2 u(x, z), \end{aligned}$$

$\delta(x, z)$  is the Dirac delta function, and  $u(x, z)$  is a uniform function equal to 1 if  $|x| < \pi$  and  $|z| < \pi$  and 0 otherwise. This noise term models the effect of large-angle scatterings. The effect of  $z$  in (3) is to provide an origin shift to  $v$  in the equation for  $x_t - x_{t-1}$ . The solution to (3) behaves as that of the noiseless standard mapping (1) as long as  $(\delta x_t, \delta z_t)$  is  $(0, 0)$ . After an average of  $1/\sigma$  (for small  $\sigma$ ) iterations, a large-angle collision takes place which completely randomizes the particle's position in  $x$  and  $z$ .

Equations (2) and (3) represent examples of two distinct types of noise. In (2) the noise is diffusive; this is the limit in which the particle suffers frequent but small uncorrelated kicks. On the other hand, in the large-angle scattering model (3), the particle is rarely kicked by the noise but the kicks are large. Chirikov [4] has considered (2) when  $\sigma = 0$ , although he introduced the noise as a shift of the origin of  $v$  rather than directly into the  $v$  equation. [Thus Chirikov's model is given by (3) with  $\delta x_t = 0$  and  $\delta z_t$  sampled from  $f(\delta z_t; \rho)$ .]

In the absence of noise, there exist small regular regions from which an orbit is excluded (assuming it started outside such a region). Noise destroys these regular regions allowing a particle to wander anywhere in phase space. In addition,

the types of noise we consider in (2) and (3) maintain the area-preserving nature of the standard mapping because at any given time step they merely translate the phase space by some fixed amount. From this it follows that the motion is ergodic, i.e., that time averages can be replaced by phase-space averages.

The velocity-space diffusion coefficient is defined by

$$D = \lim_{t \rightarrow \infty} \frac{\langle (v_t - v_0)^2 \rangle}{2t}, \quad (4)$$

where the angle brackets denote an average over some appropriately chosen ensemble. An equivalent definition is

$$D = \frac{1}{2}C_0 + \sum_{\tau=1}^{\infty} C_{\tau}, \quad (5)$$

where

$$C_{\tau} = \langle a_{t+\tau} a_t \rangle,$$

$a_t = v_{t+1} - v_t$  is the acceleration, and the average now includes an average over  $t$ . Because the motion is ergodic, we can replace the time average by a phase-space average coupled with an average over all realizations of the noise terms. (In calculating phase-space averages we use the periodicity of the mappings in the  $x$  and  $v$  directions so that the averaging need only be done over a  $2\pi \times 2\pi$  square. However, when defining  $D$  and  $a_t$ , the periodicity in  $v$  is not used.) The result for  $C_{\tau}$  will be independent of the ensemble chosen so the ensemble average can be ignored. Thus we have

$$C_{\tau} = \left\langle \int_0^{2\pi} \int_0^{2\pi} \frac{dx_0}{2\pi} \int_0^{2\pi} \frac{dv_0}{2\pi} a_{\tau} a_0 \right\rangle, \quad (6)$$

where here the angle brackets mean an average over the distributions of all the noise terms appearing in  $a_{\tau} a_0$ . For instance, for the noise

term in (2) we have

$$\begin{aligned} \langle \rangle &= \int_{-\infty}^{\infty} f(\delta x_{\tau+1}; \sigma) d\delta x_{\tau+1} \int_{-\infty}^{\infty} f(\delta v_{\tau}; \rho) d\delta v_{\tau} \cdots \\ &\cdots \int_{-\infty}^{\infty} f(\delta x_1; \sigma) dx_1 \int_{-\infty}^{\infty} f(\delta v_0; \rho) d\delta v_0. \end{aligned}$$

This operation is an identity in the limit  $\sigma \rightarrow 0$  and  $\rho \rightarrow 0$ .

The first few  $C_{\tau}$  are then found for (2) to be

$$C_0 = \frac{1}{2}\epsilon^2 + \rho, \quad C_1 = 0,$$

$$C_2 = -\frac{1}{2}\epsilon^2 J_2(\epsilon) \exp(-\sigma - \frac{1}{2}\rho),$$

$$\begin{aligned} C_3 &= -\frac{1}{2}\epsilon^2 J_1^2(\epsilon) \exp(-\sigma - \rho) \\ &+ \frac{1}{2}\epsilon^2 J_3^2(\epsilon) \exp(-3\sigma - \rho). \end{aligned}$$

Assuming that the sum in (5) can be truncated at  $\tau = 3$ , we have

$$\begin{aligned} D &\approx \frac{1}{2}\rho + \frac{1}{2}\epsilon^2 \left[ \frac{1}{2} - J_2(\epsilon) \exp(-\sigma - \frac{1}{2}\rho) \right. \\ &\quad \left. - J_1^2(\epsilon) \exp(-\sigma - \rho) + J_3^2(\epsilon) \exp(-3\sigma - \rho) \right]. \end{aligned}$$

With  $\rho \rightarrow 0$  this agrees with the result obtained by Rechester and White [2]. Similarly when  $\sigma \rightarrow 0$ ,  $D - \frac{1}{2}\rho$  is the diffusion coefficient given by Cohen and Rowlands [5] for Chirikov's noise model [4]. (We must subtract  $\frac{1}{2}\rho$  to account for the different way in which noise is introduced by Chirikov.) We note that the expression in ref. 5 also includes a term  $\frac{1}{2}\epsilon^2 J_2^2(\epsilon) \exp(-\rho)$  which is part of  $C_4$ . We might expect the truncation of (5) to be accurate when  $\epsilon$  greatly exceeds the stochasticity threshold, i.e.,  $\epsilon \gg 1$ . This question will be examined in more detail below. This approach shows that the oscillations in  $D$  seen by Chirikov [1] are due to short-term correlations in the standard mapping and, contrary to his assertion, are not directly caused by the presence of accelerator modes.

The same calculation may be made for (3). Here we obtain

$$C_0 = \frac{1}{2}\epsilon^2, \quad C_1 = 0,$$

$$C_2 = -\frac{1}{2}\epsilon^2 J_2(\epsilon) \exp(-2\sigma),$$

$$C_3 = [-\frac{1}{2}\epsilon^2 J_1^2(\epsilon) + \frac{1}{2}\epsilon^2 J_3^2(\epsilon)] \exp(-3\sigma),$$

$$C_\tau = \exp(-\sigma\tau)C_\tau(\sigma \rightarrow 0).$$

This result for  $C_\tau$  comes about because the probability that at least one large-angle scattering takes place between  $a_0$  and  $a_\tau$  is  $1 - \exp(-\sigma\tau)$ . If no scattering takes place then the mapping is the same as the noiseless one.

A similar method for deriving the diffusion coefficient is given by Cary *et al.* [8] who define a more general correlation function. While this method is more complicated than that described above, it does allow the calculation of other statistical properties of the mapping. In order to illustrate this method of computing the diffusion coefficient for another mapping, we consider the mapping obtained for the motion of an ion in a lower hybrid wave [7]. The mapping is

$$x_t - x_{t-1} = 2\pi\delta - 2\pi A \cos y_{t-1},$$

$$y_t - y_{t-1} = 2\pi\delta + 2\pi A \cos x_t$$

and we are interested in diffusion in the  $v$  direction where  $v = \frac{1}{2}(y - x)$ . We take  $A$  to be much larger than the stochasticity threshold  $A \gg \frac{1}{4}$ . Then the motion is approximately ergodic (even though there is no noise in this model). Furthermore, we expect (subject to the restrictions to be explored later in this section) that only a few terms in (5) contribute to  $D$ . So we have

$$D \approx \pi^2 A^2 \left[ \frac{1}{2} + J_0(2\pi A) \cos(2\pi\delta) - J_1^2(2\pi A) \sin^2(2\pi\delta) \right],$$

where the first term in the brackets is the contribution from  $C_0$  and the other terms come from  $C_1$ . Antonsen and Ott [9] have also derived this result using the method of paths in Fourier space [6].

The question of the accuracy of discarding the terms for  $\tau \geq 3$  in (5) may most easily be

addressed with the noise model employed in (3) because we need only determine the behavior of  $C_\tau(\sigma \rightarrow 0)$  for  $\tau \geq 3$ . When  $\sigma = 0$  and  $\epsilon \geq 1$ , phase space may be divided into two regions: a large connected stochastic region and those parts of phase space within islands. A particle starting in either region stays forever in that region. It is useful to write  $C_\tau$  as the sum of  $C_\tau^{\text{st}}$  and  $C_\tau^{\text{is}}$  which are the contributions to the integrals in (6) due to the stochastic and island regions, respectively.

We shall assume that  $C_\tau^{\text{st}}$  decays exponentially with increasing  $\tau$ . So far as we know, this has not been proved for the standard mapping. The numerical evidence is that  $C_\tau^{\text{st}}$  decays quite rapidly for small  $\tau$  and large  $\epsilon$ . The decay for larger  $\tau$  is difficult to measure accurately because the error in the measurements of  $C_\tau^{\text{st}}$  may exceed the value of  $C_\tau^{\text{st}}$ . (Grebogi and Kaufman [10] have numerical evidence confirming the exponential dependence for quite large  $\tau$ . On the other hand, the work of Channon and Lebowitz [11] on the Hénon map [12] shows an algebraic decay of correlations for a stochastic orbit. But their results do not preclude an exponential decay for longer times than they were able to measure.)

The contributions due to the island region may be evaluated quite accurately because, within a given island, the time-averaged acceleration is a constant  $a_i$  ( $i$  is a subscript labeling the various islands). The frequency of oscillation around an island is typically of order unity. Therefore  $C_\tau^{\text{is}}$  consists of a mean part (independent of  $\tau$ ) equal to  $Q = \sum_i a_i^2 A_i / A_0$  plus a part which oscillates with a frequency of about unity.  $A_i$  is the area of the  $i$ th island and  $A_0 = (2\pi)^2$  is the total area of phase space.

We are now in a position to assess the contributions to  $D$  of  $C_\tau^{\text{st}}$  and  $C_\tau^{\text{is}}$  when  $\sigma$  is finite. The sum over  $C_\tau^{\text{st}}$  probably converges rapidly so that a truncation at some fairly low  $\tau$  is quite accurate. Since, in that case, only the terms for small  $\tau$  contribute to  $D$ , a small amount of noise has little effect on this contribution. The oscil-

latory part of  $C_\tau^{\text{is}}$  may similarly be neglected when evaluating  $D$  since its sum when weighted by  $\exp(-\sigma\tau)$  is on the order of  $\sigma$ . The mean part of  $C_\tau^{\text{is}}$ , on the other hand, increases  $D$  by

$$\begin{aligned} D_{\text{is}} &= \frac{1}{2} C_0^{\text{is}} + \sum_{\tau=1}^{\infty} C_\tau^{\text{is}} \approx Q \left( \frac{1}{2} + \sum_{\tau=1}^{\infty} \exp(-\sigma\tau) \right) \\ &= \frac{1}{2} Q \coth\left(\frac{1}{2}\sigma\right) \approx Q/\sigma \\ &= \sum_i \frac{a_i^2 A_i}{\sigma A_0}. \end{aligned} \quad (7)$$

This will be nonzero if at least one of the islands is an accelerator mode, i.e.,  $a_i \neq 0$  for some  $i$ . In these modes, a particle, instead of returning to the original island after  $N$  iterations, goes to the image of that island displaced upwards or downwards in  $v$  by some multiple of  $2\pi$ . Such a mode is called an  $N$ th-order accelerator mode. (In fact, due to the symmetries of the standard mapping, they come in pairs with  $A_{2i} = A_{2i-1}$  and  $a_{2i} = -a_{2i-1}$ .) So, if accelerator modes exist,  $\sigma$  can be chosen so that  $D_{\text{is}}$  and hence  $D$  are arbitrarily large.

Accelerator modes are best found by looking for stable accelerating fixed points. Around each such fixed point there will be an accelerator mode. Several first- and second-order accelerating fixed points for (1) are cataloged in table I. Chirikov [1] gives

$$\epsilon_0 = 2\pi n < |\epsilon| < [(2\pi n)^2 + 16]^{1/2} = \epsilon_1 \quad (8)$$

with  $n$  being an integer as the condition for the stability of first-order fixed points. The magnitude of the acceleration of the accelerator mode associated with such fixed points is  $2\pi n$ . When  $\epsilon = \epsilon_1$ , the first order fixed points become hyperbolic with reflection and a pair of stable second-order fixed points (marked by asterisks in the table) are born. The accelerating regions around these second-order fixed points are best thought of as being a continuation of the first-order accelerator mode.

The physical explanation of the  $1/\sigma$  diver-

gence was given in section 1. Here we will cast that explanation into more quantitative terms. Consider a particle that has just been placed in an accelerator mode by a collision. When  $\sigma$  is small, the probability that it survives in that mode for longer than a time  $t$  is  $P(t) = \exp(-\sigma t)$ . (This is just the probability that there is no collision during the time  $t$ .) The probability that it leaves between times  $t$  and  $t+dt$  is  $p(t) dt$  where  $p(t) = -dP(t)/dt = \sigma \exp(-\sigma t)$ . From (4), the contribution to the diffusion coefficient from the accelerator modes is

$$D_{\text{is}} = \sum_i \frac{1}{2} \frac{\int_0^\infty a_i^2 t^2 p(t) dt}{\int_0^\infty t p(t) dt} \frac{A_i}{A_0}. \quad (9)$$

The factor  $A_i/A_0$  is the fraction of time a particle spends in the  $i$ th accelerator mode. Substituting for  $p(t)$ , we have  $D_{\text{is}} = Q/\sigma$  which agrees with (7).

The same considerations apply to the standard mapping with noise given by (2). In this case, the form of  $p(t)$  is not known; it will in fact depend on the size of the accelerator mode. However, we do expect the duration of a particle's stay in an accelerator mode to be approximately  $\Delta^2/\sigma$  (for  $\rho = 0$ ) where  $\Delta$  is the scale length of the island. This is to be compared with an average duration of  $1/\sigma$  for the large-angle scattering case (3). Since  $\Delta$  is usually quite small, the coefficient of the  $1/\sigma$  term in  $D$  for (2) should be smaller than that for (3). These considerations will be refined in section 4, when we will be able to make more accurate scaling arguments.

In the next section we numerically confirm the  $1/\sigma$  dependence and explore the dependence of  $D$  on  $\epsilon$ .

### 3. Numerical evaluation of the diffusion coefficient

In order to measure the diffusion coefficient numerically we adopted a method based on (5) which is designed to handle systems with long

correlations. The trajectories of  $J$  particles with random initial conditions (with a uniform distribution) are advanced to  $t = kT$  according to either (2) or (3). A correlation function is defined for the  $k$ th iterate of the map for each trajectory by

$$C_\tau^k = \frac{1}{T - \tau} \sum_{i=0}^{T-\tau-1} a_i^k a_{i+\tau}^k$$

where  $a_i^k = v_{k(t+1)} - v_{kt}$  is the acceleration due to  $k$  iterates of the map. A diffusion coefficient based on the  $j$ th trajectory is given by

$$D_j = \frac{1}{2k} C_0^k + \frac{1}{k} \sum_{\tau=1}^L C_\tau^k$$

The final value of  $D$  is obtained by averaging  $D_j$  over  $j$ . The standard deviation of  $D_j$  divided by  $\sqrt{J}$  is used to give a measure of the error in  $D$ .

In this method, correlations up to a time separation of  $kL$  are retained. With  $T = 1$  and  $L = 0$ , we recover the “standard” method which is based on (4); in order to obtain accurate results in this case  $J$  must be large. Here we do not take  $J$  to be large; however, good statistics are obtained because we take  $T - L \gg 1$  so that there are many observations of each  $C_\tau^k$ . Normally we take  $J$  to be 64 which allows us to make full use of the vectorization capabilities of the Cray-1 computer on which the computations of  $D$  are performed.

In fig. 1, we show the  $\sigma$  dependence of  $D$  for (2) with  $\rho = 0$  and  $\epsilon = 6.6$  and 12.8.  $D$  is normalized to its quasilinear value  $D_{ql} = \frac{1}{4}\epsilon^2$ . These values of  $\epsilon$  were chosen to satisfy (8) for  $n = 1$  and 2. We see that  $D$  does have a  $1/\sigma$  dependence for small  $\sigma$ . The values of  $\sigma$  at which this dependence becomes evident are about  $10^{-4}$  and  $10^{-5}$  for  $\epsilon = 6.6$  and 12.8. The values of  $D$  for  $\sigma = 10^{-5}$  greatly exceed the numerical values given in ref. 2. Since orbits of length 50 were used in those computations, the effect of the accelerator modes was largely suppressed.

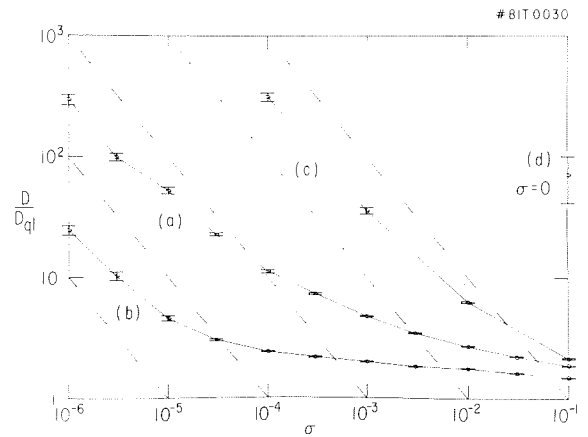


Fig. 1. The dependence of  $D/D_{ql}$  on  $\sigma$  where  $D_{ql} = \frac{1}{4}\epsilon^2$ . The bars indicate the error ( $\pm$  one standard deviation). The lower two curves are for the diffusive noise model (2) with  $\rho = 0$  and (a)  $\epsilon = 6.6$  and (b)  $\epsilon = 12.8$ . The upper curve (c) is for the large-angle scattering model (3) and  $\epsilon = 6.6$ . The dashed lines show the  $1/\sigma$  dependence. The point with the lowest value of  $\sigma$  on each curve was calculated with  $kT = 2 \times 10^7$  and  $kL = 10^5$ . Lower values of these parameters were used for the larger values of  $\sigma$ . The point on the right (d) gives  $D/D_{ql}$  for  $\sigma = 0$  and initial conditions in the stochastic region. Here  $kT = 10^8$  and  $kL = 5 \times 10^5$ .

Also shown in fig. 1 is  $D$  for (3) with  $\epsilon = 6.6$ . As expected, the coefficient of the  $1/\sigma$  term is nearly 100 times larger than for (2).

Taking the limit  $D(\sigma \rightarrow 0)$  gives an infinite result from the  $1/\sigma$  term. If we interchange the limits so that we take  $\sigma \rightarrow 0$  before  $t \rightarrow \infty$  in (4), the value of  $D$  depends on how the initial conditions are chosen since the motion in this case is not ergodic. If an ensemble is defined by choosing initial conditions uniformly in phase space,  $D$  is infinite because some trajectories will be accelerating. This is then consistent with the value of  $D$  obtained by taking the limit  $\sigma \rightarrow 0$  after  $t \rightarrow \infty$ . A more “natural” ensemble is obtained if we restrict the initial conditions to the stochastic region of phase space. Fig. 1 shows the value of the  $D$  for  $\epsilon = 6.6$  and  $\sigma = 0$  with such initial conditions. The error in this measurement of  $D$  is quite large even though long trajectories were used in the computation. This probably arises because the stochastic region includes a “sticky” portion close to the

accelerator modes. A particle which wanders into this portion of phase space may still spend a long time accelerating even though the trajectory is still stochastic. The properties of these sticky regions around islands need more thorough study if the diffusion coefficient for  $\sigma = 0$  is to be understood.

No enhancement of  $D$  was detected in the ranges of  $\epsilon$  where second-order accelerator modes exist. Because these modes are much smaller than the first-order accelerator modes the value of  $\sigma$  at which they begin to contribute significantly is so small that prohibitively long runs would have to be made to detect any effect numerically.

Next we turn to the behavior of  $D$  as a function of  $\epsilon$ . Here we hold  $\sigma$  fixed and equal to  $3 \times 10^{-6}$  and  $\epsilon$  is varied in and somewhat beyond the ranges given by (8) with  $n = 1$  and 2. The results are shown in fig. 2.  $D$  rises quite rapidly as soon as  $\epsilon$  exceeds  $\epsilon_0$  for the first-order fixed point. At about one quarter and at about one half of the way through the interval  $(\epsilon_0, \epsilon_1)$ ,  $D$  is dramatically reduced. As we shall see this is due to the appearance of fourth- and third-order resonances. Nothing much happens to  $D$  at  $\epsilon_1$ . Although the central fixed point becomes unstable at this value of  $\epsilon$ , there is still a KAM surface of the original topology surrounding both the unstable first-order fixed point and the two new second-order stable fixed points. There is little change in the overall size of the island at this transition.

Perhaps the most noteworthy feature of fig. 2 is that the plots for both  $n = 1$  and 2 are so similar. This suggests that there may be a universal structure for the accelerator modes. We pursue this subject further in the next section.

#### 4. Universal behavior of accelerator modes

Referring to table I, we see that the accelerator modes exist only in a narrow range in  $\epsilon$ . They are likewise present only in a small

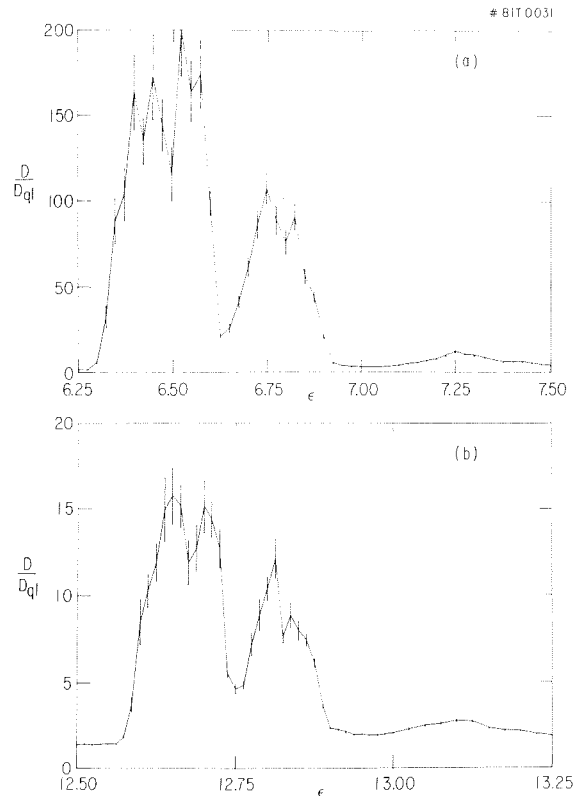


Fig. 2.  $D/D_{qf}$  as a function of  $\epsilon$  for the standard mapping with diffusive noise (2) with  $\rho = 0$  and  $\sigma = 3 \times 10^{-6}$ . The bars show the error as in fig. 1. Here  $kT = 6 \times 10^6$  and  $kL = 3 \times 10^4$ . The dips at  $\epsilon \approx 6.65$  and 12.75 are due to the fourth-order resonance while those at  $\epsilon \approx 6.95$  and 12.9 are due to the third-order resonance.

region of phase space. This effect becomes more pronounced as  $\epsilon$  is increased and allows us to approximate the accelerator modes by a Taylor-series expansion of the mapping. We consider a general area-preserving map of the  $(x, y)$  plane which depends on a parameter  $k$ . We shift the origin and  $k$  so that the accelerator mode first appears at  $(x, y) = 0$  and  $k = 0$ . We pick a frame traveling with the acceleration of the mode; therefore the constant terms which represent the acceleration are subtracted. We shall only directly treat accelerator modes which appear as a result of tangent bifurcations. Other higher-order fixed points which come from bifurcations of an existing accelerator

TABLE I

First- and second-order stable accelerating fixed points for the standard mapping (1). Here,  $N$  is the order of the fixed point and  $a$  is its mean acceleration. The subscripts 0 and 1 denote the values of  $\epsilon$ ,  $x$ , and  $v$  when the fixed point first appears and when it becomes unstable. These fixed points together with those generated from these by the symmetries of (1) give all the first- and second-order accelerating fixed points for  $|\epsilon| \leq 20$ . The entries labelled with asterisks result when the preceding first-order point becomes unstable.

$N$	$ a /(2\pi)$	$\epsilon_0$	$(x_0, v_0)/(2\pi)$	$\epsilon_1$	$(x_1, v_1)/(2\pi)$	$\epsilon_1 - \epsilon_0$
2	1/2	4.0236	0.3957, 0.1951	4.0921	0.3846, 0.2159	0.0685
1	1	6.2832	0.2500, 0.0000	7.4484	0.1598, 0.0000	1.1652
*2	1	7.4484	0.1598, 0.0000	7.7134	0.2083, 0.0928	0.2650
2	1/2	8.6789	0.5416, 0.3214	8.6883	0.5402, 0.3272	0.0093
2	1	9.8226	0.4526, 0.2294	9.8288	0.4516, 0.2342	0.0062
2	1/2	9.9166	0.2087, 0.2627	9.9311	0.2177, 0.2741	0.0145
2	3/2	10.9101	0.3678, 0.1409	10.9175	0.3666, 0.1459	0.0074
1	2	12.5664	0.2500, 0.0000	13.1876	0.2010, 0.0000	0.6213
*2	2	13.1876	0.2110, 0.0000	13.3385	0.2260, 0.0494	0.1508
2	1/2	14.3918	0.5939, 0.3629	14.3949	0.5934, 0.3656	0.0031
2	3/2	15.0416	0.2254, 0.1826	15.0452	0.2288, 0.1866	0.0036
2	1	15.2394	0.5270, 0.2954	15.2413	0.5267, 0.2976	0.0019
2	3/2	15.9607	0.4700, 0.2378	15.9623	0.4698, 0.2398	0.0016
2	1	15.9966	0.2271, 0.2598	15.9992	0.2301, 0.2632	0.0027
2	2	16.6679	0.4142, 0.1810	16.6697	0.4139, 0.1831	0.0017
2	1/2	16.9287	0.2278, 0.3341	16.9321	0.2312, 0.3380	0.0034
2	5/2	17.4630	0.3515, 0.1168	17.4657	0.3510, 0.1193	0.0027
1	3	18.8496	0.2500, 0.0000	19.2693	0.2167, 0.0000	0.4197
*2	3	19.2693	0.2167, 0.0000	19.3728	0.2335, 0.0334	0.1035

mode will be treated as part of that accelerator mode. The linear terms of the mapping at  $k = 0$  have the form

$$x_1 = (1 + a')x_0 + by_0, \quad y_1 = b'x_0 + (1 - a')y_0,$$

with  $a'^2 + bb' = 0$ . Because the mode appears as a tangent bifurcation, the trace of the tangent mapping matrix is 2. By transforming  $(x, y)$  with

$$x = x' + a'y'/(a'^2 + b^2), \\ y = -a'x'/b + by'/(a'^2 + b^2),$$

the linear mapping becomes

$$x'_1 = x'_0 + y'_0, \quad y'_1 = y'_0.$$

A similar transformation is possible if  $b = 0$  but  $b' \neq 0$ . The only case where the transformation is not possible is if  $a' = b = b' = 0$  in which case the linear mapping is an identity. We now add

the terms in the Taylor expansion which are quadratic in  $x$  and  $y$  and linear in  $k$ ,

$$x'_1 = x'_0 + y'_0 + cx_0'^2 + dx'_0y'_0 + ey_0'^2 + fk, \tag{10a}$$

$$y'_1 = y'_0 + c'x_0'^2 + d'x'_0y'_0 + e'y_0'^2 + f'k. \tag{10b}$$

We have taken  $k \sim \mathcal{O}(x^2)$ . Unfortunately, this mapping is not in general area-preserving because the omitted cubic terms in the map also contribute to area preservation. However, we can make (10) conserve area by expressing four of the coefficients of the quadratic terms in terms of the other two. The coefficients of  $x_0'^2$ ,  $c$  and  $c'$ , are taken as the independent ones. This choice is motivated by noting that the results are then independent of our choice of the direction of time. Thus when we invert (10), the coefficients of  $x_1'^2$  depend only on  $c$  and  $c'$ , whereas the other coefficients are linked in a more complicated way. Also, in some respects

we may order  $y'$  as  $x'^2$  [e.g., consider the positions of the fixed points of (10)]. The terms involving  $x'_0 y'_0$  and  $y_0'^2$  are of the same order as the neglected terms. Therefore their coefficients should only be chosen to ensure the preservation of area; i.e.,

$$d' = 2(c' - c), \quad e' = (c' - c)^2/c',$$

$$d/d' = e/e' = c/c'.$$

Eq. (10) may then be written as

$$x'_1 = x'_0 + y'_0 + c[c'x' + (c' - c)y']^2/c'^2 + fk,$$

$$y'_1 = y'_0 + [c'x' + (c' - c)y']^2/c' + f'k.$$

Finally, we perform the transformations

$$x'' = 2[x'' - (1 - c/c')y'']/c', \quad y'' = 2y''/c'$$

and

$$x'' = X, \quad y'' = Y + 2K(f/f' - c/c'),$$

$$k = -4K/(c'f')$$

to give

$$Y_1 - Y_0 = 2(X_0^2 - K), \quad X_1 - X_0 = Y_1. \tag{11}$$

This is a universal mapping approximating the behavior of accelerating modes for large stochasticity parameter. All the transformations which give (11) are linear, and, with the exception of the last one which is just a shift of the origin, they are all independent of  $k$  (and  $K$ ). For the first-order accelerator modes for the standard mapping (1) which appear at  $\epsilon = 2\pi n$ , the transformations reduce to

$$x = \pm \left( \frac{x}{2} + \frac{2}{\pi n} X \right), \quad v = \pm \left( -2\pi n t + \frac{2}{\pi n} Y \right),$$

$$\epsilon = 2\pi n + \frac{4}{\pi n} K. \tag{12}$$

The transformations leading to (11) are not

well defined if the various coefficients satisfy unusual relationships. The first transformation is not possible if the linear term is an identity. If the motion around a stable  $N$ th-order fixed point of a mapping is similar to rotation by an angle  $2\pi p/q$  where  $p$  and  $q$  are integers, then the linear part of the  $qN$ th iterate of the map is an identity. But this does not correspond to the first appearance of an accelerator mode. (It appeared with the  $N$ th-order fixed point or sooner.) The transformations also fail if  $c'$  or  $f'$  is zero. In this case higher order terms have to be kept. This is what happens with the standard mapping at its (non-accelerating) fixed point which appears at  $\epsilon = 0$  and  $(x, v) = (0, 0)$ . The same thing happens if we look at the second-order fixed points which appear when a first-order fixed point goes unstable (the fixed points marked with asterisks in table I). But here again such second-order fixed points are not the first occurrence of an accelerator mode in the neighborhood of parameter and phase space. They are treated by the second-order fixed points of (11) that appear for  $K > 1$ . Another form of degeneracy occurs if the exact mapping has, for instance, a real square root. Then quadratic terms in the mapping may be finite but still the cubic and quartic terms may not be neglected. An example of this is provided by the second iterate of (11).

Fig. 3 illustrates this mapping for a particular value of  $K$  and also shows that it does indeed closely approximate the standard mapping near first- and second-order accelerator modes. Thus accelerator modes may be studied by examining (11) and how the transformations affect the diffusion.

We begin by cataloging some properties of (11). For  $0 < K < 1$ , (11) may be transformed into the Hénon quadratic map [12],

$$x_1 = x_0 \cos \alpha - (y_0 - x_0^2) \sin \alpha,$$

$$y_1 = x_0 \sin \alpha + (y_0 - x_0^2) \cos \alpha.$$

$K$  is related to Hénon's parameter by  $\star K =$

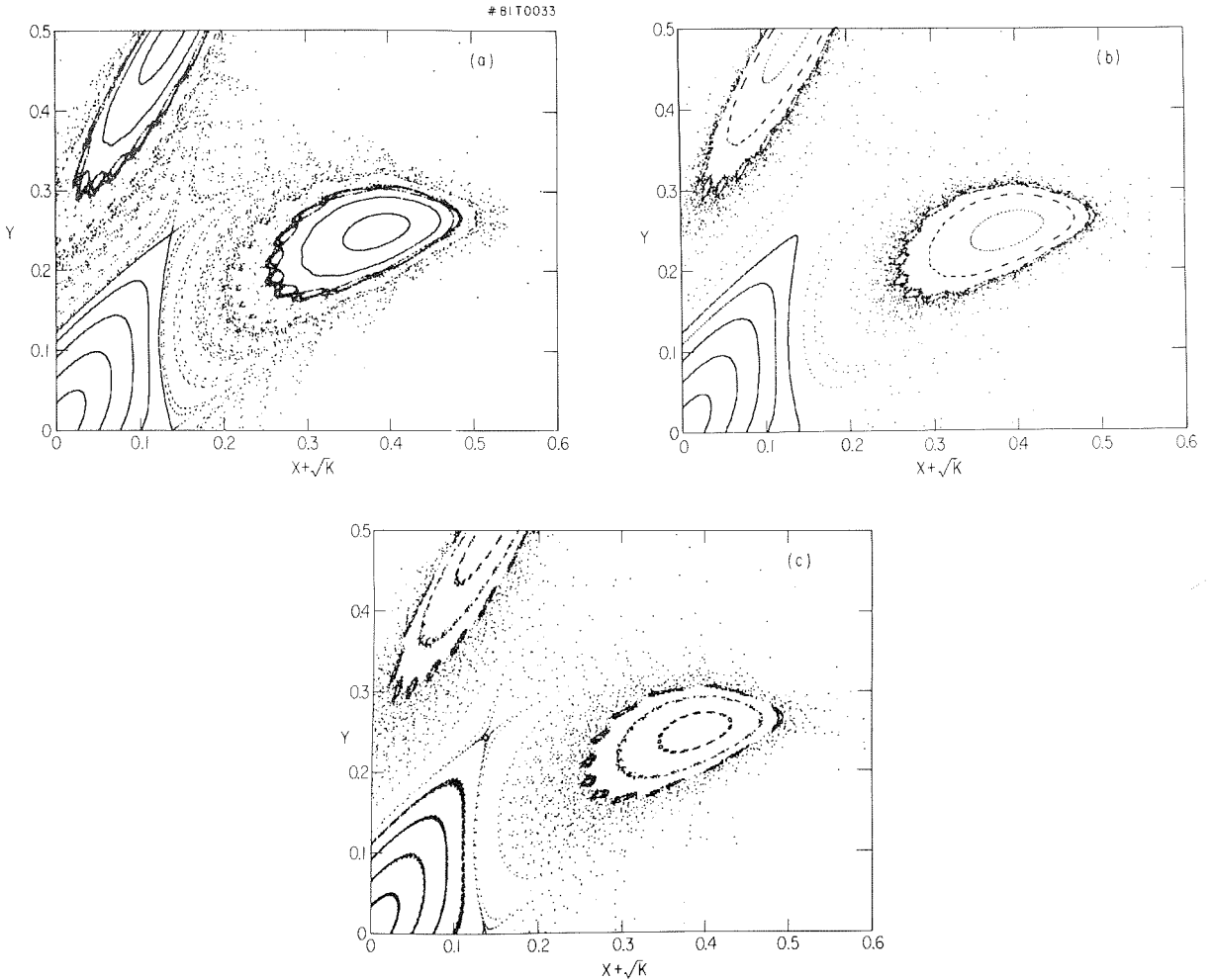


Fig. 3. Comparison of the quadratic mapping (11) with the standard mapping (1) in the regions of accelerator modes. The first figure (a) shows trajectories for the mapping (11) with  $K = 0.265$  with 9 different initial conditions. There is a first-order island at the origin whose center is  $I_1$ . The other two large islands are part of a chain of 4 fourth-order islands. The other figures (b and c) show trajectories for the mapping (1) with  $\epsilon = 18.9620$  and  $15.0425$  where first- and second-order accelerator modes exist. The coordinates  $(x, v)$  in (1) have been transformed to  $(X, Y)$  according to the prescription given in section 4 with  $K = 0.265$ . I.e., for (b) the transformation is (12) with  $n = 3$ ; and for (c) it is  $x/(2\pi) = 0.2254 - 10^{-3}(3.4298X + 0.0019Y + 0.0001K)$ ,  $v/(2\pi) = 0.1826 - \frac{1}{3}t - 10^{-3}(3.9784X - 0.2721Y - 0.0119K)$ , and  $\epsilon = 15.0416 + 3.6453 \times 10^{-3}K$ .

$\sin^4(\alpha/2)$ . The transformation between the two sets of coordinates is given by

$$X = \cos^2(\alpha/2) \sin(\alpha/2)w + Y/2 - \sin^2(\alpha/2),$$

$$Y = -2 \cos(\alpha/2) \sin^2(\alpha/2)v,$$

and

$$w = x \cos(\alpha/2) + y \sin(\alpha/2),$$

$$v = -x \sin(\alpha/2) + y \cos(\alpha/2).$$

The transformation depends intimately on  $\alpha$  (and hence on  $K$ ) and becomes singular at  $K = 0$  and  $1$ .

For  $K < 0$ , (11) has no fixed points. It has two

first-order fixed points for  $K > 0$ ,  $(X, Y) = (\mp\sqrt{K}, 0)$ , which following ref. 12 we call  $I_1$  and  $I'_1$ , respectively.  $I'_1$  is always hyperbolic and so is unstable.  $I_1$  is elliptic and therefore stable for  $K < 1$ . At  $K = 1$ ,  $I_1$  turns into a hyperbolic point with reflection and two second-order fixed points are born. Thus the values  $K = 0$  and  $K = 1$  correspond to the parameter values  $\epsilon_0$  and  $\epsilon_1$  listed for the fixed points without asterisks in table I.

The second-order fixed points are stable for  $1 < K < \frac{3}{4}$ . This corresponds to the range in  $\epsilon$  for which the fixed points labelled by asterisks in table I are stable. At  $K = \frac{3}{4}$ , a second bifurcation takes place giving rise to periodic trajectory of period 4. This trajectory in turn becomes unstable at  $K = 1.2801$  when a period-8 cycle is born. The process of a period- $2^m$  trajectory becoming unstable and producing a period- $2^{m+1}$  trajectory continues. Greene et al. [13] show that it accumulates at  $K = 1.2840 = \frac{1}{4}(1 + 1.2663)^2$ . When  $K$  exceeds this value, they show that only a negligible area of phase space is stable. Therefore, for large  $n$  the first-order accelerator modes exist for

$$\begin{aligned} \epsilon_0 &= 2\pi n < \epsilon < \epsilon_2 \approx \epsilon_0 + 1.2840(\epsilon_1 - \epsilon_0) \\ &\approx 2\pi n + 1.2840 \times 4/(\pi n). \end{aligned} \tag{13}$$

The map (11) has two main symmetry lines. They are the  $X$ -axis ( $Y = 0$ ) which corresponds to the  $w$  axis in the Hénon map and the line  $Y = K - X^2$ . Reflection in one of the symmetry lines corresponds to reversing time. E.g.,  $Y = 0$  is the invariant line for the transformation  $X = X' - Y'$ ,  $Y = -Y'$  which turns (11) into its inverse.

In order to understand how (11) contributes to diffusion we must determine how large a region is trapped around the stable fixed points. We define an orbit to be trapped if  $X$  and  $Y$  remain bounded for all time. (Trapped orbits are the ones which contribute strongly to the diffusion because in the original mapping they are the ones that are perpetually accelerated.)

Untrapped orbits escape to infinity with  $Y \rightarrow +\infty$ . It is straightforward to show that for  $K \leq 2$  all particles with  $Y \geq 10$  escape in this way. An approximate numerical test for being trapped is to check that  $Y < 10$  during a large number of iterations. Fig. 4 shows the extent of the trapped region along the two symmetry lines and its total area as functions of  $K$ . Fig. 4b is just a rescaling of Hénon's fig. 2. The dips in the plots of the diffusion coefficient (fig. 2) correspond to the large reductions in the size of the trapped region that occur for certain values of  $K$ . These are associated with the occurrence of higher-order resonances to the basic rotation about the  $I_1$  [12]. Particularly large effects are produced by the fourth- and third-order resonances. A stable period-four cycle exists for  $\frac{1}{4} < K < 0.3044$ . This is born at  $I_1$  and in the process of moving away from this point destroys much of the stable region. A stable period-three cycle  $I_3$  exists for  $\frac{1}{2} < K < \frac{9}{16} = 0.5625$ . Unlike other resonances this is born away from the associated lower-order fixed point  $I_1$ .  $I_3$  moves further away from  $I_1$  as  $K$  increases, while its unstable twin  $I'_3$  moves towards  $I_1$ . When  $I_3$  goes unstable at  $K = \frac{9}{16}$ ,  $I'_3$  is at  $I_1$  causing the destruction of all stable regions in the neighborhood of  $I_1$ . These two resonances cause the large reductions in  $D$  seen in fig. 2. Thus, the values of  $\epsilon$  at which the dips occur are given by  $K \approx 0.3044$  and  $0.5625$  (with  $n = 1$  and  $2$ ) in (12).

In order to make a more quantitative comparison between the behavior of the diffusion coefficient in fig. 2 and the behavior of (11), we must ascertain the effect of the transformations used to derive (11). We saw in section 2 that the contribution of an accelerator mode to the diffusion coefficient when the noise is due to large-angle scattering (3) is given by the area of the mode and its acceleration. Now the area of the accelerator mode is  $4/(|b|c'^2)$  of the area of the trapped region of (11) (fig. 4c). So in the limit of small  $\sigma$ , the diffusion coefficient for (3) consists of a superposition over accelerator modes of forms of fig. 4c, linearly scaled by

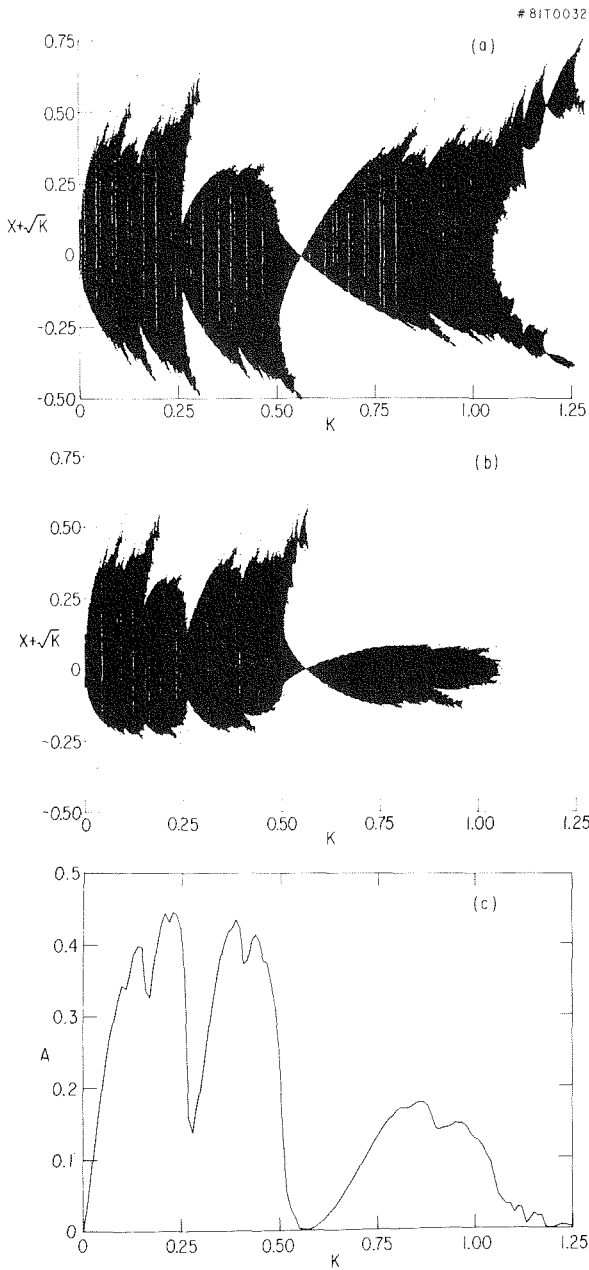


Fig. 4. The trapped region of phase space for the quadratic mapping (11). Plots (a) and (b) shows the intersection of the trapped region with the two symmetry lines  $Y = K - X^2$  and  $Y = 0$ . The trapped region is represented in black. These plots are calculated with a resolution of 0.002 in  $X$  and  $K$ . Trajectories of length 10000 were used in the test for being trapped. The curve (c) shows the total area  $A$  of the trapped region. This was calculated with a resolution of 0.005 in  $X$  and  $Y$  and at intervals of 0.01 in  $K$ . Here the trajectory length was 1000.

appropriate amounts in both directions. For a first-order accelerator mode,  $A_i$  the area of the mode scales as  $1/n^2 \sim 1/\epsilon^2$  (12) while the acceleration varies as  $a_i \sim n \sim \epsilon$ . Thus from (7) we have  $D_{is} \sim 1/\sigma$ . The relative importance of the first-order modes with this noise model is given by  $D_{is}/D_{ql} \sim 1/(\sigma\epsilon^2)$ .

With the noise employed in (2), the situation is more complicated because the way diffusion due to  $\sigma$  and  $\rho$  enters (11) depends in a more involved way on the transformations used to derive (11). In particular, although fig. 4c has the same qualitative features as fig. 2, the diffusion coefficient is no longer simply a function of the area of the accelerator mode. For instance, take the case where  $\rho = 0$  (then all the diffusion due to the noise is in the  $x$ -direction). In (11) the diffusion is then along a line  $Y = a'(a'^2 + b^2)X/b^2$ . So the effect of each accelerator mode as a function of  $K$  depends on what this direction is. However, in (2) the important accelerator modes are the first-order ones and for these modes the transformation to  $(X, Y)$  takes the particularly simple form (12). The only way the transformation changes as  $n$  is changed is by an overall scale factor. The effect of the noise will then only depend on the ratio of  $\rho$  to  $\sigma$  (apart from a constant factor).

In order to find the effect of a first-order accelerator mode in (2) on the diffusion coefficient, we go back to the expression for  $D_{is}$  given in (9). Now  $p(t)$  is no longer a probability since it cannot be normalized. It may be defined as follows. Imagine starting infinitely many particles at the boundary of the trapped region. (The number of particles has to be infinite because almost all of them leave the trapped region immediately.) Suppose the number which are left after a time  $t$  is  $P(t)$ . The number which leave between  $t$  and  $t + dt$  is then  $p(t) dt$  where  $p(t) = -dP(t)/dt$ . Before applying (9), we must also ensure that  $\sigma$  and  $\rho$  are small so that each visit to the accelerator mode is uncorrelated with the previous one. (If  $\sigma$  or  $\rho$  is not small, the particle may be immediately scattered back

into the trapped region after being scattered out of it, instead of being swept far away from the island. This effectively increases the area of the trapped region. Such considerations were not necessary for the large-angle scattering model.) Taking  $\rho = 0$ , we have  $p(t) \sim q(\sigma t/\Delta^2)$  where  $q$  is some function which, for a given  $K$ , applies for all first-order accelerator modes and which is independent of  $\sigma$ .  $\Delta$  is the scale length of the island which from (12) is proportional to  $1/n$ . Here again,  $\sigma$  must be small to be able to write  $p(t)$  in this way because we need to be able to separate the slow time scale of the motion due to the noise in (2) from the fast time scale due to the standard mapping itself. This form for  $p(t)$  applies for any diffusive noise model if we regard  $\sigma$  as a measure of the extent of the Green's function response after a unit of time under the action of the noise alone. Using (9), we find that, when  $\epsilon$  satisfies (13),  $D_{is} \sim 1/(\sigma\epsilon^2)$  and  $D_{is}/D_{ql} \sim 1/(\sigma\epsilon^4)$ . This is confirmed by fig. 2, where we see that  $D/D_{ql}$  decreases by roughly a factor of 16 when  $\epsilon$  is doubled.

## 5. Conclusions

When noise is added to the standard mapping the diffusion coefficient consists of two parts. One part is primarily due to short-term correlations in the stochastic region of phase space and this part exhibits nearly sinusoidal oscillations [2]. The other part is proportional to the inverse of the noise parameter  $\sigma$  and exists only when accelerator modes are present. When the noise is weak, this latter part dominates. The role of the noise is to ensure that every trajectory eventually visits the accelerator modes. This effect has been confirmed numerically for the first-order accelerator modes. These modes exist in windows given by (13) and their relative importance decays as  $\epsilon^{-4}$  for diffusive noise (2) and as  $\epsilon^{-2}$  for large-angle scattering (3). Although many higher-order accelerator modes exist (see table I), they are so small that they do not

contribute significantly to  $D$  for the values of  $\sigma$  that can be dealt with computationally. In the absence of noise, the diffusion coefficient is not fully defined until the ensemble in (4) is specified. However, anomalies in the diffusion coefficient are seen even when the ensemble in (4) is taken to be trajectories in the stochastic region. This is apparently because trajectories can be greatly accelerated while in the vicinity of the accelerator modes.

We showed in section 4 that the accelerator modes normally exhibit a universal behavior. Depending on the noise model, the diffusion coefficient therefore exhibits some universal features as the parameter  $\epsilon$  is varied.

An interesting accelerator mode which is not accurately described by (11) is found near  $\epsilon = 3$ . At this value of the parameter, Chirikov [1] noticed that the distribution of particles after 100 iterations of the standard mapping was characterized by two diffusion rates. (See fig. 5.8 of ref. 1.) This is due to the existence of a 4th order accelerator mode with acceleration  $|a|/(2\pi) = \frac{1}{4}$ . The history of this mode is somewhat unusual. The mode is born as a tangent bifurcation at  $\epsilon = 2.9453$ . The period-4 orbit becomes unstable at  $\epsilon = 2.9775$ , giving rise to a pair of period-8 orbits. However, these period-8 orbits do not become unstable as  $\epsilon$  is increased. Rather they are reabsorbed into the period-4 orbit making it stable again (this happens at  $\epsilon = 2.9950$ ). At  $\epsilon = 3.1068$ , it becomes unstable as an ordinary hyperbolic orbit. Simultaneously, two stable period-4 orbits are created. They become unstable at  $\epsilon = 3.1449$  giving rise to twice as many period-8 orbits. The standard period-doubling process now takes place as  $\epsilon$  is increased. (So actually the accelerator mode exists for  $\epsilon$  somewhat larger than 3.1449.) This degenerate behavior is probably due to the fact that this accelerator mode lies on one of the symmetry lines of the standard mapping,  $v = n\pi + \frac{1}{2}\epsilon \sin(x)$  with  $n$  being an integer.

Similar effects are expected in other mappings which allow accelerator modes. Such mappings

are ones which are periodic in the velocity direction. For example, an anomalously large diffusion coefficient was found at a certain value of the parameter for the mapping studied in ref. 7. (The divergent behavior of the diffusion coefficient for this case has been noted by Antonsen and Ott [9].) However, such mappings are often derived as approximations to mappings which are not periodic in the velocity direction. For instance (1) may be derived from similar mappings in which  $\epsilon$  is effectively a function of  $v$ ,  $\epsilon(v)$  [14]. These more general mappings do not have accelerator modes. Nevertheless, if the dependence of  $\epsilon$  on  $v$  is weak, we still expect there to be some effect due to the presence of the "latent" accelerator modes. These are channels in phase space which allow particles to be uniformly accelerated from a velocity  $v_0$  such that  $\epsilon(v_0) \approx \epsilon_0$  to a velocity  $v_2$  such that  $\epsilon(v_2) \approx \epsilon_2$  ( $\epsilon_0$  and  $\epsilon_2$  being the parameter values for the birth and death of an accelerator mode in the standard mapping). No noise is required to bring particles into these channels. This short cut will result in an enhancement of the diffusion coefficient between  $v_0$  and  $v_2$ . Diffusion on longer velocity-space scales will still be limited by the slower diffusion elsewhere.

Finally, we note that the  $1/\sigma$  dependence of  $D$  may arise in the study of particle confinement in fusion devices, whenever a small group of particles is unconfined in the collisionless limit. (For problems involving diffusion in real space, the unconfined particles, for which the position coordinate is monotonically increasing correspond to accelerator modes.) Collisions, which can scatter these particles into confined orbits, serve to slow the loss of these particles

leading to a diffusion process which is inversely proportional to the collision frequency [15].

### Acknowledgments

This work was supported by the U.S. Department of Energy under Contracts DE-AC02-76-CH03073 and DE-AS02-78ET53074. This work was begun while two of us (C.F.F.K. and A.B.R.) were attending the Aspen Institute of Physics. We would like to thank H.A. Rose whose valuable comments stimulated us to look into this problem and R.S. MacKay and P.J. Morrison for useful discussions.

### References

- [1] B.V. Chirikov, Phys. Rept. 52 (1979) 263.
- [2] A.B. Rechester and R.B. White, Phys. Rev. Lett. 44 (1980) 1586.
- [3] C. Froeschlé, Astrophys. Space Sci. 37 (1975) 87.
- [4] B.V. Chirikov, Fiz. Plazmy 5 (1979) 880 [Sov. J. Plasma Phys. 5 (1979) 492].
- [5] R.H. Cohen and G. Rowlands, Rept. UCRL-85600, Lawrence Livermore Lab. (1981) [to be published in Phys. Fluids].
- [6] A.B. Rechester, M.N. Rosenbluth and R.B. White, Phys. Rev. A23 (1981) 2664.
- [7] C.F.F. Karney, Phys. Fluids 22 (1979) 2188.
- [8] J.R. Cary, J.D. Meiss and A. Bhattacharjee, Phys. Rev. A23 (1981) 2744.
- [9] T.M. Antonsen and E. Ott, Phys. Fluids 24 (1981) 1635.
- [10] C. Grebogi and A.N. Kaufman, Lawrence Berkeley Lab. Rept. LBL-12329, University of California (1981).
- [11] S.R. Channon and J.L. Lebowitz, in *Nonlinear Dynamics*, Annals of the New York Academy of Sciences 357 (New York, 1980) 108.
- [12] M. Hénon, Quarterly of App. Math. 27 (1969) 291.
- [13] J.M. Greene, R.S. MacKay, F. Vivaldi, and M.J. Feigenbaum, Physica 3D (1981) 468; see also P. Collet, J.-P. Eckmann and H. Koch, Physica 3D (1981) 457 and T.C. Bountis, Physica 3D (1981) 577.
- [14] A.J. Lichtenberg, M.A. Lieberman and R.H. Cohen, Physica 1D (1980) 291.
- [15] J.W. Connor and J.W. Hastie, Nucl. Fusion 13 (1973) 221.